

2004



# TrailBlazer

## New For 2004

- Exterior colors: Silverstone Metallic, Medium Red Metallic, Sandstone Metallic
- Light Cashmere reclining front bucket seats & Light Cashmere Premium two-tone leather seating surfaces now available
- Two radio selections: Navigation & XM Satellite Radio<sup>1</sup> are now available
- 17" wheels for North Face Edition
- Electric adjustable pedals available on LT

<sup>1</sup> XM is available only in the 48 contiguous states. Activation and service fees extra. Visit [gm.xradio.com](http://gm.xradio.com) for details.

## Models

2-Wheel Drive . . . . .(CS15506)  
4x4 . . . . .(CT15506)

## Powertrain

### Engine

#### Standard

Vortec 4200 SFI I6, includes transmission oil cooler  
HP (hp @ rpm) . . . . .275 @ 6000  
Torque (lb-ft @ rpm) . . . . .275 @ 3600

### Transmission

#### Standard

4-speed automatic, electronically controlled with overdrive

## Fuel Economy [Est. EPA<sup>2</sup> MPG (city/hwy)]

2WD . . . . .16/22<sup>1</sup>  
4x4 . . . . .15/21

<sup>1</sup> 2003 Information

<sup>2</sup> Based on GM testing. Official EPA estimates not yet available.



## Select Mechanical Features

S = Standard, A = Available

	LS	LT
<b>Alternator</b> , 150 amps	S	S
<b>Rear axle</b> , 3.42 ratio	S	S
<b>Rear axle</b> , 3.73 ratio	A	A
<b>Rear axle</b> , 4.10 ratio	A	A
<b>Battery</b> , heavy-duty, includes rundown protection and retained accessory power	S	S
<b>Brakes</b> , 4-wheel antilock, 4-wheel disc	S	S
<b>Engine block heater</b>	A	A
<b>Exhaust</b> , aluminized stainless-steel muffler and tailpipe	S	S
<b>GVWR<sup>3</sup></b> , 5550 lbs. (2WD Only)	S	S
<b>GVWR<sup>3</sup></b> , 5750 lbs. (4x4 Only)	S	S
<b>Differential</b> , locking, heavy-duty, rear	A	A
<b>Suspension</b> , front, independent	S	S
<b>Suspension</b> , rear, 5-link coil springs	S	S
<b>Stabilizer bars</b> , front and rear	S	S
<b>Steering</b> , power	S	S
<b>Trailer equipment<sup>4</sup></b> , heavy-duty, includes trailer hitch platform	S	S
<b>Trailer wire harness</b> , connector	A	A
<b>Traction assist system</b> , electronic	-	A
<b>Transfer case</b> , electronic Autotrac, includes auto 4x4 and panel-mounted electronic controls	S	S

## Select Exterior Features

	LS	LT
<b>Bumpers</b> , front and rear, color-keyed, rear step includes pad	S	-
<b>Bumpers</b> , front and rear, color-keyed, includes Charcoal accents, rear step includes pad	-	S
<b>Fog lamps</b> , front, halogen	-	S
<b>Glass</b> , Solar-Ray	S	S
<b>Glass</b> , Solar-Ray deep tinted (all windows except light tinted glass on windshield, driver and front passenger)	A	A
<b>Headlamps</b> , washer	-	A
<b>Side rails</b> , roof-mounted, Black	S	S
<b>Luggage rack</b> , roof-mounted, Black, adjustable, with cross bars, includes side rails	A	A
<b>Mirrors</b> , outside rearview, foldaway, manual, Black	S	-
<b>Mirrors</b> , outside rearview, foldaway, power, heated	A	S
<b>Mirrors</b> , outside rearview, foldaway, heated, memory with turn signal indicators	-	A
<b>Paint</b> , two-tone, accent body-color includes colored fascia, wheel well surround and lower rocker	-	A
<b>Recovery hooks</b> , 2 front, frame-mounted (4x4 only)	A	A
<b>Tires</b> , P245/70R16, all-season, blackwall	S	S
<b>Tires</b> , P245/65R17, on-/off-road, blackwall	-	A
<b>Tires</b> , P245/70R16, all-season, white outlined-letter	A	A
<b>Tires</b> , P245/65R17, on-/off-road, white outlined-letter	-	A
<b>Tire</b> , 16", spare, full-size, steel wheel located at rear underbody of vehicle	S	S
<b>Tire</b> , 17", spare, full size, steel wheel located at rear underbody of vehicle	-	A
<b>Wheels</b> , 4 - 16" x 7" sport aluminum, includes center caps and steel spare	S	S
<b>Wheels</b> , 4 - 17" x 7" sport aluminum, includes center caps and steel spare	-	A
<b>Wheels</b> , 4 - 17" x 7" bright aluminum, includes center caps and steel spare	-	A
<b>Wipers</b> , intermittent, front, includes pulse washers	S	S
<b>Wipers</b> , intermittent, rear, wiper/washer	S	S
<b>Wipers</b> , intermittent, front, RainSense	-	A


<sup>3</sup> When properly equipped; includes weight of vehicle, passengers, cargo, and equipment.

<sup>4</sup> Maximum trailer weight ratings are calculated assuming a base vehicle, except for any option(s) necessary to achieve the rating, plus driver. The weight of other optional equipment, passengers and cargo will reduce the maximum trailer weight your vehicle can tow. See your Chevrolet dealer for additional details.

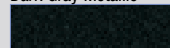
Information not to be reproduced for any use without permission of GM Fleet and Commercial. Please refer to the GM Online Guide for complete and updated ordering information.

## Available Exterior Colors\*

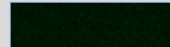
Black



Dark Gray Metallic



Dark Green Metallic




Indigo Blue Metallic



Majestic Red Metallic



Medium Red Metallic



Sandstone Metallic



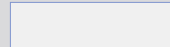
Silver Green Metallic



Silverstone Metallic



Summit White



\* Colors may not be available on all models. Actual colors may vary.



## Fleet and Commercial

Because there's no other business like yours™

[www.gmfleet.com](http://www.gmfleet.com) • 1-800-FLEETOPS

